

4

3

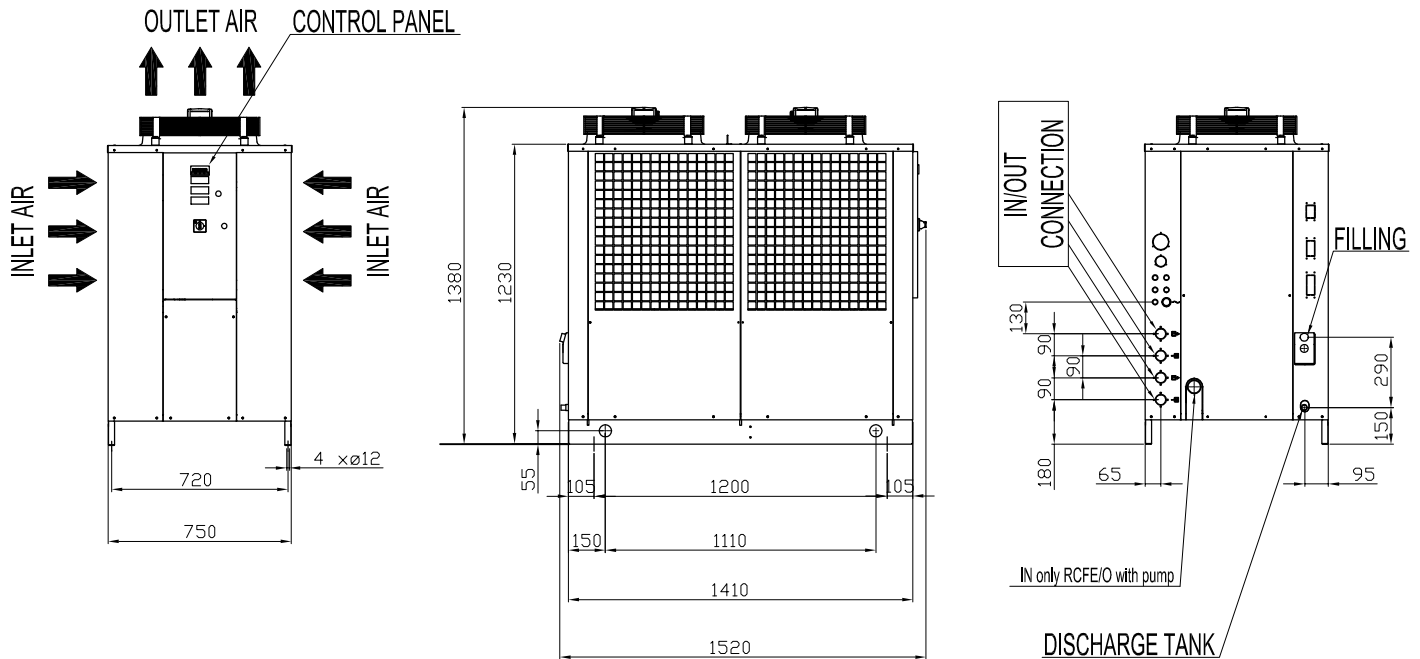
2

1


All rights reserved by Euro Cold S.r.l Modena (Italy). These drawings and specifications are the property of Euro Cold S.r.l. and shall not be reproduced, copied or used directly or indirectly for any purpose without the express written permission of EURO COLD S.r.l

TECHNICAL DATA ARE SUBJECT TO CHANGE WITHOUT PRIOR NOTICE AND OVERALL DIMENSION CAN CHANGE DUE TO THE REQUESTED ACCESSORIES.

## FRAME D3-2C



HYDRAULIC CONNECTION SIZES						
		NO PUMP			PUMP	
	ACO-MP/ACW-MP 300/350	RCFE 300	RCFO 300	RCFO 350	RCFE 300	RCFO 300
IN	G.1"	G.1"	G.1"	G.1"	G.1" 1/2	G.1" 1/2
OUT	G.1"	G.1"	G.1"	G.1"	G.1"	G.1"



Material: --

Thickness: --

Z Y X W V U T S R Q P O N M L K J I H G F E D C B A

EDITION

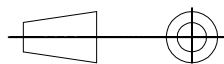


**EURO COLD srl**  
Tel. +39.059.817.8138  
www.eurocold.it

Title:

LAYOUT

Scale :



Designed:

Date: 13-10-2015

Sign: --

Weight (g)

--

Model number:

Code:

--

Q.ty:

--

Drawing number:

D3-2C\_REV01